



DPTI Feature Code Library

DPTI Feature Codes (V1.5).FXL

August 2021



Contents

Introduction	3
Block codes	4
Control Codes.....	5
Other Items	7

Revisions:	Release Date:	Changes:
DPTI Feature Codes (V1.3) (First release)	1/8/2020	N/A
DPTI Feature Codes (V1.4)	30/10/2020	Feature Code Groups Added.
DPTI Feature Codes (V1.5)	5/08/2021	Added linestyles and extra blocks.

Introduction

This guide looks at the details included in the DPTI Feature code library put together by UPG. This library has been designed to match as closely as possible the current feature library outlined by DPTI.

This contains the feature codes which have been mapped with the colours, blocks and symbols as defined in their guide. This has been built against the current DPTI updates for 2013 schema online.

The line feature points once processed in TBC will all end up on Layer "0".

The code of the linestrings has been placed in front of the string name to allow mapping in 12D.

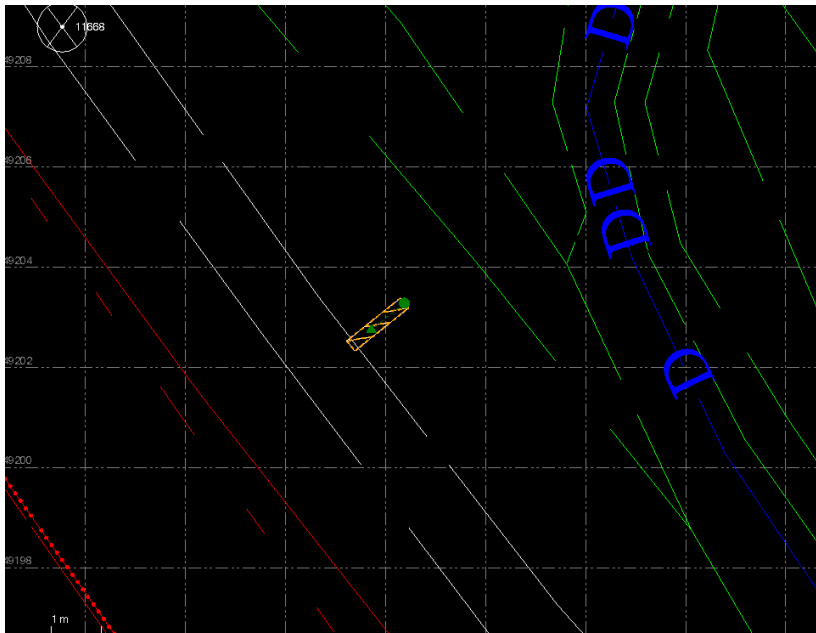
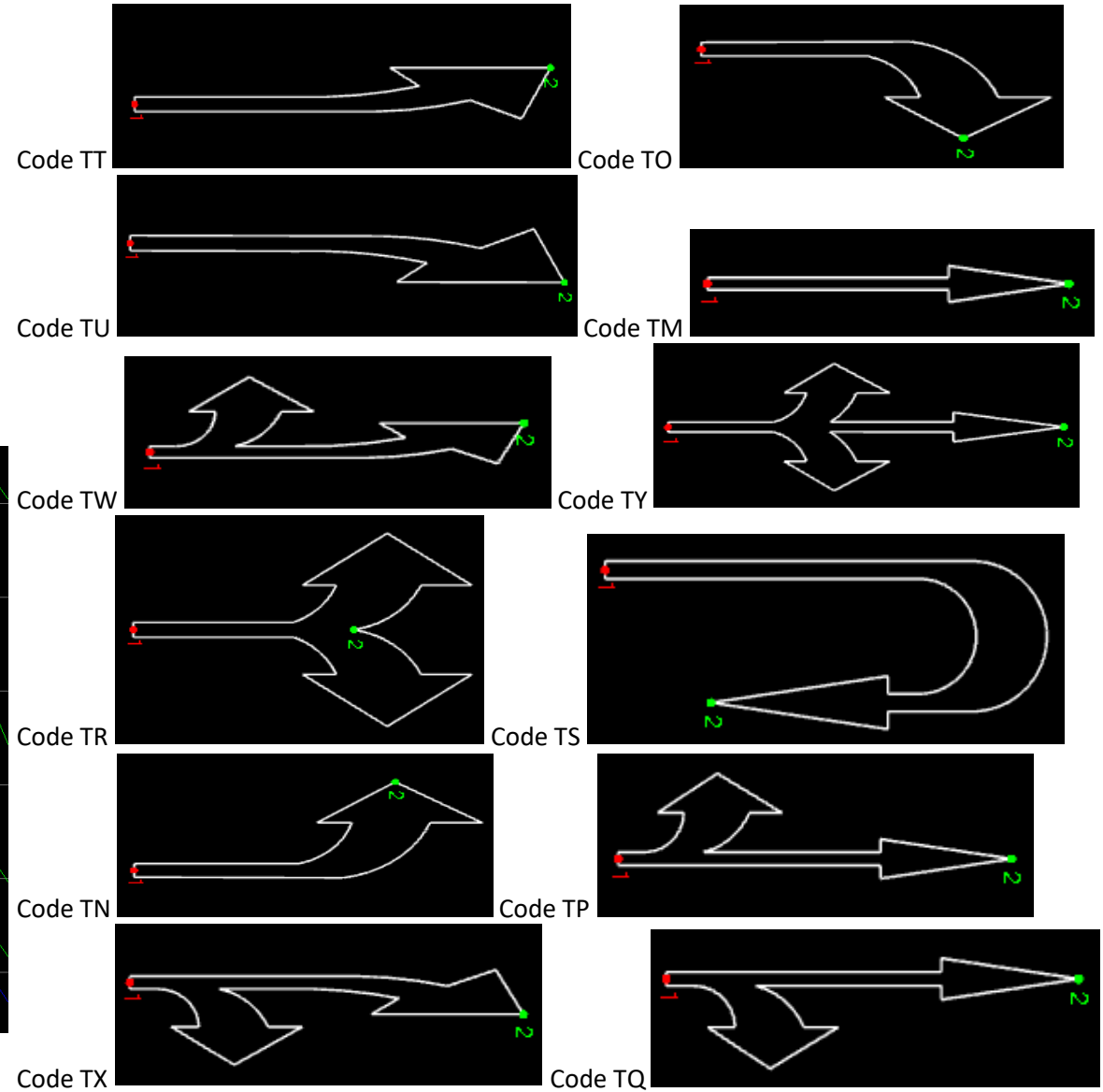
Block codes

Due to the way some features are defined by DPT1, 2-point Block codes are used. This is to allow for scaling and rotation of symbols to match field pickups.

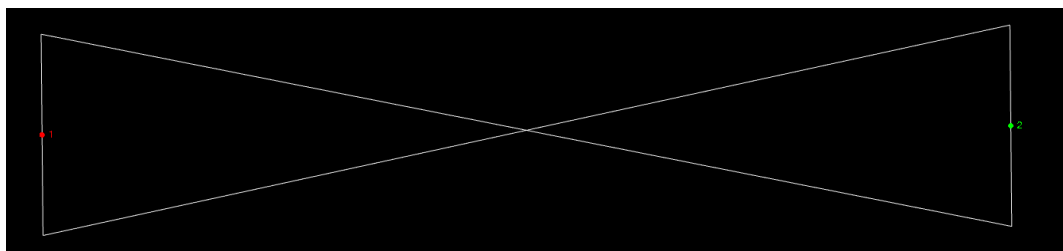
Block codes in the field need to be picked up as the base feature, no stringing is used to define them. For this reason, both points need to be captured sequentially.

Note, the pickup requirements for the point locations as they are needed to correctly position the block.

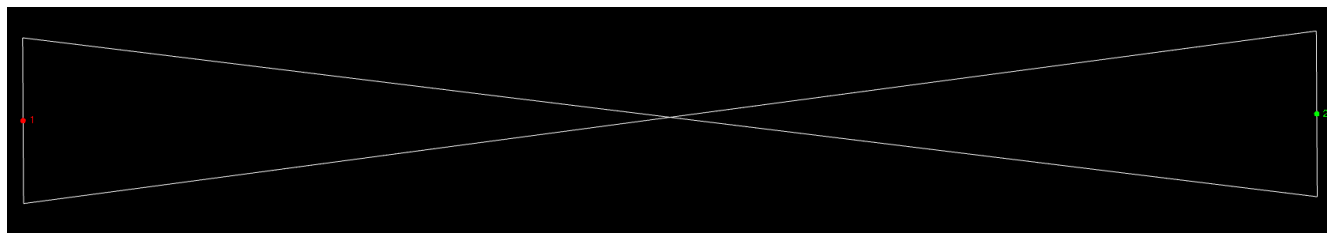
The Current Block codes in this FXL are:



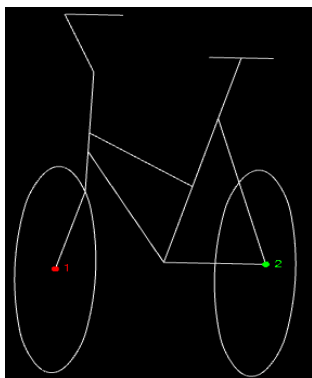
Code DW



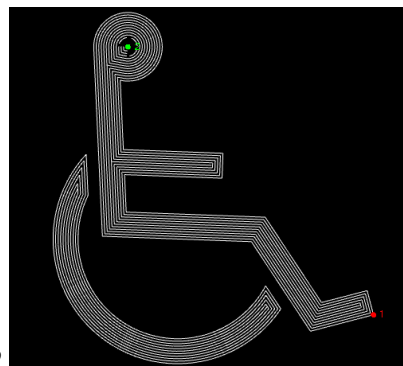
Code G




Code T1



Code T2



Code T3



Control Codes

Control codes have been included in this library for enhancing field pickup if desired and allowing for greater editing in TBC through the use of editing feature codes.

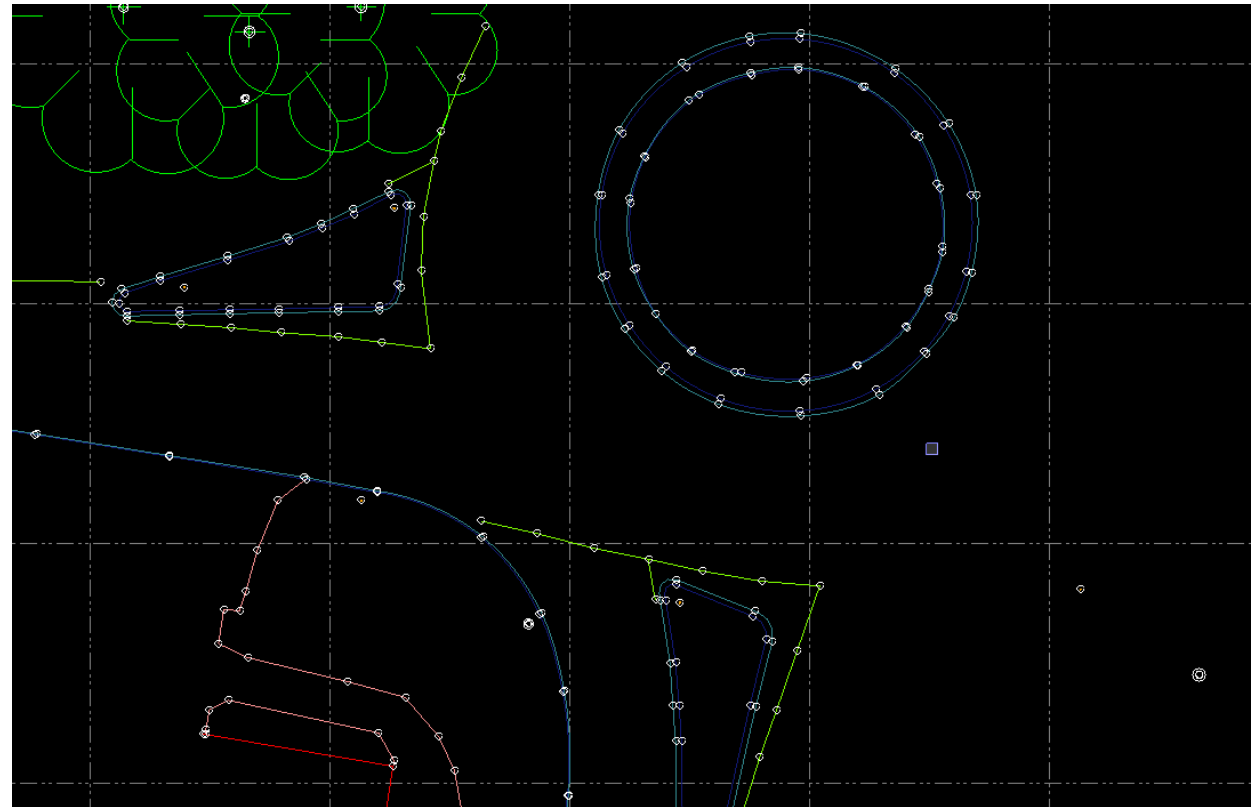
Control codes give extra line joining control in the field to creating arcs, shapes, start new line sequences, close figures, and join specific point. They are defined as seen below:

XXXX # - space and then the control code is entered

So, a code would look like:

EJ02 1

Line Control Codes	
Name	Code
Line - Start	1
Smooth Curve - Start	10
Smooth Curve - End	11
Circle Edge - Start	12
Circle Centre - Start	13
Rectangle - Start	14
Horizontal Offset	15
Vertical Offset	16
Line - End	2
Joint to Point	3
No Join	4
Close Line	5
Tangential Arc - Start	6
Tangential Arc - End	7
Non-Tangential Arc - Start	8
Non-Tangential Arc - End	9



Other Items

EDITING:

We recommend not editing the FXL and providing UPG with any required edits, however you are able to do any required editing within TBC or the Feature Definition Manager.

ATTRIBUTES:

We have strived to ensure that attribute information is correct, however this may change moving forward with updates requiring an update to the FXL.

FINAL NOTE

UPG is committed to supporting the DPTI code library and also enhancing functionality to assist with the use of this feature code library. Please contact us with any requests and suggestions that can be made to this library and also for any enhancements that could be made in TBC to improve the user experience when working with DPTI, and we will try to accommodate them.